

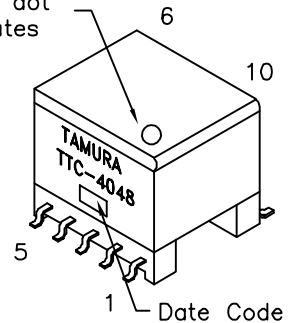
REV. Status
PRELIMINARY
04/25/00 MP

ADSL transformer designed for use with Centillium IC chip G-L21SC04 (CO Side)

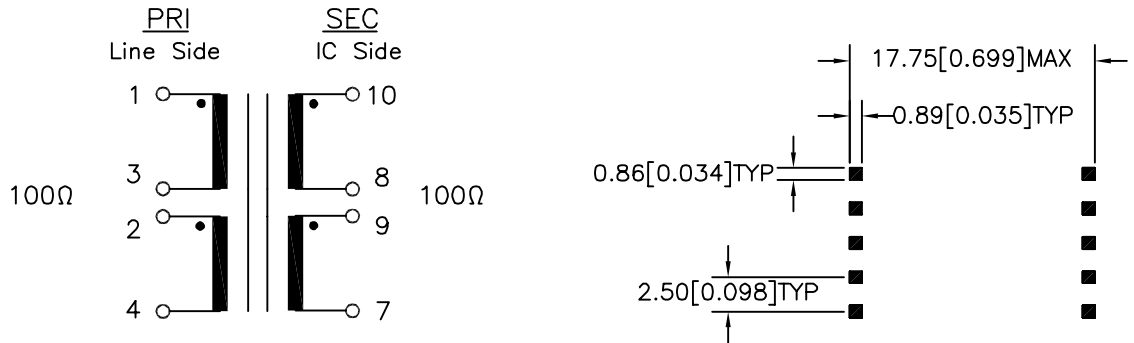
MODEL NUMBER
TTC-4048

- A. Electrical Specifications (@ 25°C)
1. Primary (Line side) Impedance; 100Ω
 2. Secondary (IC side) Impedance; 100Ω
 3. Frequency Response; ±0.5dB @ 100KHz to 1.1MHz, 0dBm
 4. Insertion Loss; 0.5dB MAX @ 100KHz, 0dBm
 5. Longitudinal Balance; 40dB MIN @ 30KHz to 1.1MHz, 0dBm
 6. Primary Open Circuit Inductance; 440μH ±5% @ 10KHz, 0.1Vrms Measured (1-4) with 2 and 3 shorted
 7. Leakage Inductance; 5μH MAX @ 100KHz, 0.1Vrms Measured (1-4) with 2 & 3, 8 & 9 and 7 & 10 shorted
 8. Total Harmonic Distortion; -85dB MAX @ 40KHz
 9. DC Resistance; (1-4)=1.0Ω MAX, with 2 & 3 shorted (7-10)=1.0Ω MAX, with 8 & 9 shorted
 10. Turns Ratio; (1-4):(7-10)=1:1.00±2% 2 & 3, and 8 & 9 shorted
 11. Dielectric Strength; 1875Vrms 1 second @ Pri to Sec

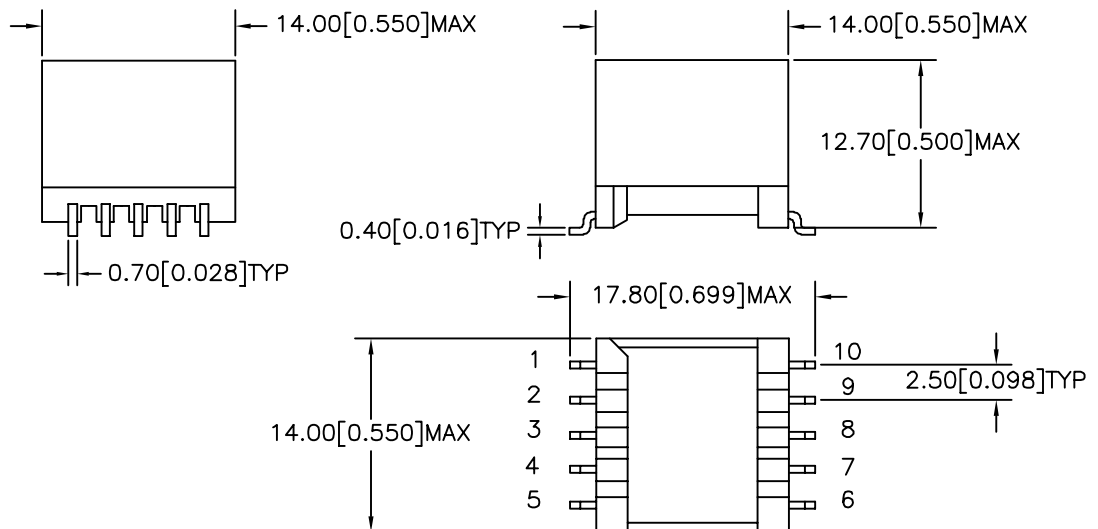
White dot indicates Pin 1



- B. Marking; TTC-4048, TAMURA, date code and country of origin
C. Safety; Complies with UL1950 3rd Edition and IEC950
D. Schematic;



E. Mechanical Specifications;



PREPARED BY:

D. Rund

ENGINEER:

M. Pitchai

QUALITY CONTROL:

APPROVED:

J. Coleman

DWG CONTROL NO.
P-A1-12471
ACAD\TTC\A1124711.DWG

REV
PRE

ADSL
TRANSFORMER

TAMURA CORPORATION OF AMERICA
43352 BUSINESS PARK DRIVE, TEMECULA, CA. 92590-6624
(909) 699-1270 FAX 9096769482

TTC-4048

MODEL SPECIFICATION

DIM: mm(In) SCL: 2/1 SH: 1 OF 1

PROPRIETARY NOTICE: THIS DRAWING PRINT OR DOCUMENT AND SUBJECT MATTER DISCLOSED HEREIN ARE PROPRIETARY ITEMS TO WHICH TAMURA RETAINS THE EXCLUSIVE RIGHT OF DISSEMINATION, REPRODUCTION, MANUFACTURE AND SALE. THIS DRAWING, PRINT OR DOCUMENT IS SUBMITTED IN CONFIDENCE FOR CONSIDERATION BY THE RECIPIENT ALONE UNLESS PERMISSION FOR FURTHER DISCLOSURE IS EXPRESSLY GRANTED IN WRITING.